

Learning Project Traditional Tales: Week 6 - Monday 8th February 2021
'The Sweet-Talking Potato.'

Age Range: EYFS

Story Time with the Early Years Team

Make sure you continue to check the Class One Page of the school website for a daily story read by a member of the Early Years Team.

Purple Mash

Purple Mash/Mini Mash. - Weekly tasks will be set in line with our theme of the week. Please remember to save any Mini Mash activities in your child's virtual 'tray' so we can provide feedback.

Weekly Zoom Meeting:

Please note that there will be **NO** group Zoom session next Friday due to our school 'Zoom Disco' - More details from Mrs Groom to follow. Instead each child will be offered a 1:1 Zoom session with Miss Butler to check in.

You will be able to join this session using our usual log in details:

<https://us04web.zoom.us/j/73418506876?pwd=MWFuQjFaMThOd2xUcG9HcUZucnQzZz09>

Meeting ID: 734 1850 6876

Passcode: Class 1

Weekly Maths Tasks (Aim to do 1 per day)

Please use Oak Academy Maths lessons this week by following the link. The focus this week is on Numbers within 15:

<https://classroom.thenational.academy/units/numbers-within-15-7d41>

There are 10 lessons in this unit. Please work through lessons 1-5. In these lessons the children will be counting and ordering numbers to 15 and finding one more and one less.

Other additional activities:

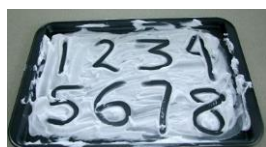


Make a number puzzle and let the children try to 'piece' the numbers together.

Collect some stones on your daily walk and make your own number stones. Can the children order the numbers? Can they order the forwards and backwards? Can they find the correct about of objects to go with each number? Can they find one more and one less?



Can you child form their numbers correctly? Let them have a go in a different way. Can they write them in shaving foam, sugar, salt or flour?



Weekly English Tasks Linked to the story (Aim to do 1 per day)

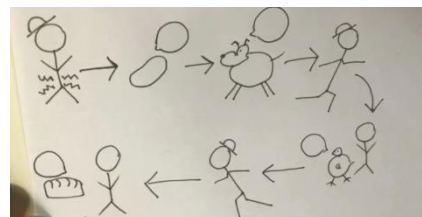
Grab a teddy as a 'Teddy Talk Partner' and login to Oak National Academy to hear the story of The Sweet-Talking Potato. Lesson 1:

<https://classroom.thenational.academy/units/the-sweet-talking-potato-b937>

Let's map and speak the story. Lesson 2:

<https://classroom.thenational.academy/units/the-sweet-talking-potato-b937>

Can you make a map of the story using pictures and perhaps some simple words? Then, can you re-tell the story to your teddies or perhaps a family member over FaceTime?



Are you ready to step and speak the story? Lesson 3:

<https://classroom.thenational.academy/units/the-sweet-talking-potato-b937>

Let's map and mime some moods... Lesson 4:

<https://classroom.thenational.academy/units/the-sweet-talking-potato-b937>

Now it's time to draw and describe some characters:

<https://classroom.thenational.academy/units/the-sweet-talking-potato-b937>

Weekly Phonics Tasks (Aim to do 1 per day)

We are continuing with our Phase 3 phonics journey. There are lots of 'tricky words' that they will need to learn to aid their reading during Phase 3. These words are 'tricky' because they are not able to be sound these words out phonetically.

Tricky words for this week: **you, they** and **all**.

Additional ideas:

Has your child/ren tried a sweet potato before? Why not make a sweet potato dish together.

<https://www.bbcgoodfood.com/recipes/collection/sweet-potato-recipes>

The best way to learn these words is to display them everywhere possible... on the fridge, on or next to the stairs, in the bathroom, above the television. - Wherever you can.

Kick start the week by watching the 'Tricky Word Rap'

<https://www.youtube.com/watch?v=3rLMQ-ZcVSU>

Write the word in bright colours on pieces of paper or card and pop them up all around the house. Refer to the words as often as you can in small bursts. Can the children sing the words, shout the words, tell their teddy the words, phone a family member and tell them their 'tricky' words, make placemats for dinner with the tricky words on?

They could write the words in salt, shaving foam or sugar. Could chalk the words on the pavement hose them off or have a go at 'Rainbow Writing' the words. →



flour,
they
and

Some active ideas to try:

Kiddie Pong. - Write the words on a small pieces of and pop in a cup. Use a small scrunched up piece of paper for a cup. If the ball/paper a cup the child needs to retrieve and read the word.




tricky
paper
ball or
and aim
lands in



Stepping Stones - Write the tricky words on small pieces of paper and place next to each pillow. As the children cross the 'stones' they need to read the tricky word.

Car Park - Do you have some spare cardboard/food packaging lying around? Create a tricky word car park with all the 'tricky' words learnt so far. Ask the children to park their car, train, tractor, fairy or unicorn in the carpark and tell you the 'tricky' word.



Writing Captions and Questions

Once the children are familiar with these words, ask them to use them in a super caption or question. You can dictate these using words with the sounds that the children already know and one of these tricky words and perhaps some previous tricky words too.

Here are some to start you off:

- **They** went to the park.
- **You** chop the chips.
- **All** the logs are cut into bits.
- Will **all** the shops sell ships?
- Will **they** run?
- Can **you** skip?



Keep in touch... call or FaceTime family members and ask them if they like sweet potatoes. If so, what is their favourite sweet potato dish? If not, what is their favourite food? Can you tell them yours?

Can you grow a potato from a potato?



Get creative... Paint, colour or make your own potato creations:



Physical Activities:

Let's Move

- Watch and take part in some fun and rather crazy exercise videos with Go Noodle:
<https://family.gonoodle.com/channels/koo-koo-kangaroo>
- Join in with BBC's Super Movers:
<https://www.bbc.co.uk/teach/supermovers/just-for-fun-collection/z7tymfr>

Meditation

- Relax and meditate with Cosmic Kids:
<https://www.cosmickids.com/category/watch/>