

Remote Learning Spring 2
Learning Project: 'Superheroes' Week 1 - Monday 22nd February 2021
'Supatato' by Sue Hendra and Paul Linnet

Age Range: EYFS

Home Learning Updates:

- Based on parental feedback from last half term, we have given some clearer daily structure to our activities. We know that some of you are fitting home learning around other work commitments so please do not panic about the particular days but follow the activities in the same order as and when you can.
- We will be continuing to use the Oak National Academy for our Maths activities and Letters and Sounds videos for our phonics activities.
- Our English activities for this week will follow on from a daily short video from us on our Class One Page. This daily video will replace our 'Daily Story' but we will ensure that we have a story included on a Monday and Friday for the children to listen to.
- If your child is attending Emergency Schooling part of the week, they will **only** cover the activities shown on the days they attend school. It is therefore **important** to cover the additional activities at home to ensure they are able to *engage fully* when in school.

Purple Mash

Purple Mash/Mini Mash. - Weekly Purple Mash activities will continue for all children.

Weekly Zoom Meeting

Our weekly catch up Zoom sessions will resume at **10am on Friday 26th February** with Mrs Croft and Miss Butler.

Join Zoom Meeting

<https://us04web.zoom.us/j/73418506876?pwd=MWFuQjFaMTh0d2xUc69HcUZucnQzZz09>

Meeting ID: 734 1850 6876

Passcode: Class 1

Evidence Me


We have now set Evidence Me link accounts with all parents who returned their consent form before half term. Many of you are up and running and have been able to share photos and videos for us to see. If for any reason you are having trouble accessing the app or have lost your consent form, please do get in contact with us so we can set you up.

Weekly Maths Tasks	Weekly English Tasks Linked to the story 'Supertato.'
<p>This week our maths focus will be on; one more, one fewer, continuing with numbers within 15 and a revision of key concepts covered so far.</p> <p>Monday: Begin to apply knowledge of one more and one fewer using a number line to support understanding. https://classroom.thenational.academy/lessons/applying-knowledge-of-one-more-and-one-fewer-part-1-c9gp2d</p> <p>Tuesday: Continue to apply knowledge of one more and one fewer using a number line and a bead string to consolidate understanding. https://classroom.thenational.academy/lessons/applying-knowledge-of-one-more-and-one-fewer-part-2-ctk30c</p> <p>Wednesday: Apply the guess and check strategy to a problem involving numbers within 15. https://classroom.thenational.academy/lessons/using-the-guess-and-check-strategy-for-problem-solving-74wp2d</p> <p>Thursday: Begin to introduce ordinal numbers and explore patterns of numbers within 15. https://classroom.thenational.academy/lessons/ordering-and-exploring-numbers-within-15-6mr62c</p> <p>Friday: Revise knowledge of key concepts from this unit, including equal to, greater than, less than, more than and fewer than. https://classroom.thenational.academy/lessons/consolidat</p>	<p>Monday: Listen to the story of Supertato read by Mrs Croft to start the week. The powerpoint of the story is also on our website so you can revisit it. <u>Task Summary:</u> <i>To think about what makes Supertato a superhero. What are his qualities? i.e. he is strong and brave. If you were a superhero what would your super power be? What would you be called? Draw yourself as a superhero and label your drawing with adjectives to describe you. Make sure you include your name. You can do this on paper or use the template provided on our Class One Page.</i></p> <p>Tuesday: Watch the video from Mrs Croft to listen to your task for today. <u>Task Summary:</u> <i>Make your own 'Supertato' you can draw him or her or make from a real potato! See the video to help you.</i></p> <p>Wednesday: Watch the video from Mrs Croft to listen to your task for today. <u>Task Summary:</u> <i>Use your 'Supertato' from yesterday to role play your own rescue mission. What can you find in the fridge- carrots, broccoli, cucumber...? What has happened to them? See the video for ideas. Role play Supertato rescuing them. Draw a picture of one of the scenes and write a sentence or a speech bubble for what the characters might say or to tell the story. See the example in the video.</i></p> <p>Thursday: Watch the video from Miss Butler all about 'The Evil Pea'. <u>Task Summary:</u> <i>What is the evil pea like? Have a discussion about the adjectives we can use to describe the pea. How do we know he is mean and unkind? Ask your child to recall events from the story that they remember (go back to the book too) Encourage your child to use the word 'because' i.e The Pea is mean to the</i></p>

[ing-learning-of-numbers-within-15-cguk0c](#)

Additional ideas:

Try the additional three activity ideas sheets for number practice and games on our website.



Make your own number line from lego or duplo. Your child could work out missing numbers, one more, one less and complete simple addition and subtraction problems too.



Make a number line of your own, this could be inside or outside- you just need a counter/marker of some kind. Great for recognition of the numbers and one more/one less. Using a dice also helps to recognise numbers 1-6 by sight.

carrots because he ties them to the conveyor belt. If your child isn't using full sentences, model this to them. After this discussion encourage your child to make a wanted poster for 'The Evil Pea' You could do this on paper or use the template on our Class 1 Page.

Friday: Watch today's video from Miss Butler all about some vegetables who need help!

Task Summary:

Today is a problem solving task. The Evil Pea has been up to his usual tricks and has trapped the vegetables in a bottle. Draw and write what happens in the story to free them. Will Supertato be able to help?

If your child doesn't want to write this... could you record their thoughts and upload to Evidence Me?

Weekly Phonics Tasks

We are continuing with our Phase 3 phonics journey. As the children build their knowledge they should be able to read many more words. The lessons include lots of revision and opportunities for blending.

The new sounds for the week are:

Vowel digraphs: ai, ee,

(A digraph is two letters that make one sound.)

Please be aware we have missed out the 'th' sound deliberately as we will cover this in school as it is always a tricky one!

Monday: Recap the sounds so far and read the words.

This is an excellent video from 'Letters and Sounds' Lots of opportunities for revision of previously taught sounds too for a brush up on the first day of learning after half term.

https://www.youtube.com/watch?v=IToKgygf4yw&list=PLuGr6z2H2KNGrCOBaVFC23_KL-vzGDSZ_&index=21

Tuesday and Wednesday: Introduce the vowel digraph 'ai' and revise digraphs and tricky words previously taught.

Another excellent lesson from 'Letters and Sounds'. The teacher helps the children to revise the sounds already learnt too and introduces the vowel digraph 'ai.'

As this is a long lesson of 25 minutes we advise you to tackle over two days!

https://www.youtube.com/watch?v=MoCnUnAWbGk&list=PLuGr6z2H2KNGrCOBaVFC23_KL-vzGDSZ_&index=20

Practise writing some words and phrases (even if these are

Additional ideas:




Some ideas for play and Creation...



Use vegetables for mark making! Potatoes are great for printing with too.

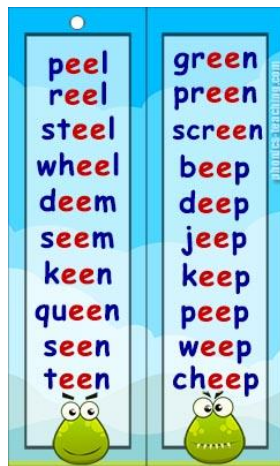
Does your child know how to mix colours to make purple, orange, pink etc?

the same ones from the video)
See the additional resources for 'ai'



Thursday and Friday: Introduce the vowel digraph 'ee'
Watch this video lesson in two parts again (it is just over 23 minutes) It revises the sounds taught so far and includes tricky words too. The 'ee' digraph is introduced. Use the two days to add some writing too. Look at the additional resources for 'ee' included with this week's resources.

https://www.youtube.com/watch?v=cEffZUP4d_8&list=PLu6r6z2H2KN6rCOBaVFC23_KL-vz6DSZ_&index=19



The school subscribes to 'Phonics Play' and the children are familiar with this website. It is great for practicing phase 2/3 sounds and learning the tricky words.

- Login to 'PhonicsPlay' using the school login
Username- excellent
Password - excellent

Tricky words recap:

Watch the 'tricky' word songs:

Phase 2:

<https://www.youtube.com/watch?v=TvMyssfAUx0&list=PLCLKSf1kRDSRP6OCf-lmOwAr2s7Y1Lfko&safe=active>

Phase 3:

<https://www.youtube.com/watch?v=R087IYrRpgY&safe=active>



Playdough play! Can you make the Evil Pea and other characters from the story?



Make lunch time more fun with a fruit and vegetable superhero face creation!



EXPLORING VEGETABLES
with the Senses



Explore the vegetables you have at home... colour, weight, size, where they grow? Which country have they come from and can you find this place on a map? Does the vegetable have seeds or a stone? Stems? Stalks? Etc. Draw and label the most interesting ones.

Teach Your Monster to Read

We have been made aware of a fun and FREE online resource which might be of interest to you. It is called 'Teach Your Monster to Read' You can set up an account easily and for free by following this link:

<https://www.teachyourmonstertoread.com/>