

Learning Project Traditional Tales: Week 5 - Monday 1st February 2021
'The Giant Turnip'

Age Range: EYFS

Story Time with the Early Years Team

Make sure you continue to check the Class One Page of the school website for a daily story read by a member of the Early Years Team.

Purple Mash

Purple Mash/Mini Mash. - Weekly tasks will be set in line with our theme of the week. Please remember to save any Mini Mash activities in your child's virtual 'tray' so we can provide feedback.

Mental Health week- This week is 'Children's Mental Health week' Start the week off with an assembly at 9am on Monday follow this link:

<https://www.childrensmentalhealthweek.org.uk/assembly>

Weekly Zoom Meeting:

Our Zoom meeting will take place at 10am on Friday 5th February with Mrs Croft and Miss Butler.

Join Zoom Meeting

<https://us04web.zoom.us/j/73418506876?pwd=MWFuQjFaMTh0d2xUcG9HcUZucnQzZz09>

Meeting ID: 734 1850 6876

Passcode: Class 1

Weekly Maths Tasks (Aim to do 1 per day)

Please use Oak Academy Maths lessons this week by following the link.

<https://classroom.thenational.academy/units/addition-and-subtraction-within-10-d631>

The skills this week will include:

- Using countable objects and ten frames to count on to ten.
- Using a number track to support counting on to ten.
- Understanding the concept of subtraction as take away through telling 'first, then and now' stories.
- Practise adding and subtracting using a number track and manipulatives to help.

Other additional activities:

Please see the class 1 webpage for additional tasks.



How many legs does a spider have? Or a beetle? Can you put the number of legs into a tens frame and see how many more you need to make 10? Challenge: Build number sentences of different animals to make 10.

Weekly English Tasks Linked to the story (Aim to do 1 per day)

Grab a teddy as a 'Teddy Talk Partner' and login to Oak National Academy to hear the story of 'The Giant Turnip'

Monday- Lesson 1- Listen to the story and think about how the story is mapped out. Follow this link to join Miss Brittain:

<https://classroom.thenational.academy/lessons/to-listen-and-join-in-with-a-story-c8rkjc?activity=video&step=1>

Why do you think the turnip came unstuck when the mouse helped?

Tuesday- Lesson 3- Listen to the story again, this time remember the story with actions. (Stepping the story)

<https://classroom.thenational.academy/lessons/to-step-and-speak-the-story-65jk6d?activity=video&step=1>

Wednesday- Lesson 6- This time use the lesson to help you write captions for the story.

<https://classroom.thenational.academy/lessons/to-write-a-caption-to-show-action-in-a-story-6ww66t?activity=video&step=1>

Thursday -Lesson 7- This time try boxing up the story with pictures to show the actions,

<https://classroom.thenational.academy/lessons/to-write-a-caption-to-show-action-in-a-story-6ww66t?activity=video&step=1>

Friday- Retell the story to someone else using your boxed up map and actions to help you!

Draw a picture of your favourite part of the story and write a caption to match it.


What do we learn from this story?

You may wish to create a story map like this accordion book:



Start with 10 objects and try to know them down, how many have you knocked down? How many left standing? Make a number sentence.

$$10 - 2 = 8$$



New (and optional) this week! Guided Reading:

There are some additional guided reading resources on our webpage including a text all about birds. You don't need to print this out. It is accompanied by an ideas sheet.

Weekly Phonics Tasks (Aim to do 1 per day)

Additional ideas:

Teach Your Monster to Read

We have been made aware of a fun and FREE online resource which might be of interest to you. It is called 'Teach Your Monster to Read' You can set up an account easily and for free by following this link:

<https://www.teachyourmonstertoread.com/>

Phonics

We are continuing with our Phase 3 phonics journey. The new sounds for the week are:

Consonant digraphs: ch, sh, ng.

(A digraph is two letters that make one sound.)

Please watch the following videos with your child to introduce the new sound and revise those previously taught:

Monday Introduce the 'ch' digraph:

This is an excellent video from 'Letters and Sounds' Lots of opportunities for revision of previously taught sounds too!

<https://www.youtube.com/watch?v=tuzFWRkKh8A>

Shorter lesson with Mr Thorne:

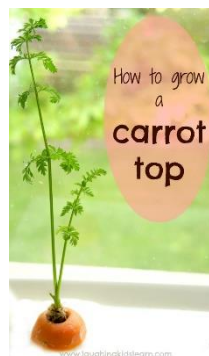
<https://www.youtube.com/watch?v=SEoednLrsMY>

What can you find in your house with the 'ch' digraph?

Have a go at writing the 'ch' sound and some of the words you can make using it. Use your sound buttons!



Explore the fruits and vegetables in your kitchen! What grows above and below the ground?




Try growing a carrot from a carrot top! You will need:
2-3 cm carrot top
Cotton wool soaked in water underneath it
Warm and bright position.



Make patterns with fruit and vegetables. If you like you can also print with them.



Can you paint the enormous turnip? Which colours do you need to mix to make purple?



Tuesday: Introduce the 'sh' digraph:

An excellent lesson from 'Letters and Sounds' The teacher, Josh helps the children to revise the sounds already learnt too and introduces 'sh'

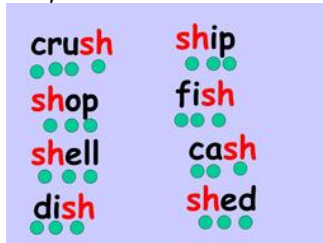
<https://www.youtube.com/watch?v=7fE27v8n7Vw>

Extra video- Mr Thorne (shorter video)

https://www.youtube.com/watch?v=RCRqtFBQ_2k&list=TLPQMjQwMTIwMjHSJoen_oK5lg&index=6

Go on a hunt for items that have the 'sh' digraph.

Can you write them?



Wednesday: Revise and apply 'ch' and 'sh':

You may wish to replay the videos from Monday and Tuesday to practice the digraphs.

Revisit both the 'ch' and 'sh' digraphs. Sort the objects into the correct pile (from those found on your hunt) or from pictures on our website. Now have a go at writing some words. See the sheet Wednesday phonics- you can print or just use the pictures to see if your child can hear the difference between 'ch' and 'sh' and write the words using sound buttons.

'Read and roll the sound game on our webpage.'

Thursday: Introduce the 'ng' digraph

This 'Letters and Sounds' lesson revises the phonemes and digraphs previously taught and introduces 'ng' He does have the digraph 'th' too. Don't worry, we will come back to this one!

<https://www.youtube.com/watch?v=DgD6yCIO3pw>

Shorter videos from Mr Thorne

<https://www.youtube.com/watch?v=vQshNmncnBs>

Read and say the words:

<https://www.youtube.com/watch?v=p6fPLRYTtTU>

Go on a hunt for the 'ng' sound.



Cooking- Can you make a delicious soup from the vegetables in your kitchen? Take a look at the recipe on our web page. Can you wash, peel, chop and stir the soup?



Children's Mental Health Week 1st-7th February

Start the week off with an assembly at 9am on Monday by following this link:

<https://www.childrensmentalhealthweek.org.uk/assembly>

Super Mood Movers- short songs and videos to think about feelings. Use the KS1 songs:

<https://www.bbc.co.uk/teach/supermovers/pshe-super-mood-movers/zm2gydm>

Yoga- Jamie takes us on a journey to remind us of the importance to rest and re-charge!

<https://www.youtube.com/watch?v=QM8NjfcfOgQ>



Time out! Try to take time this week to play a game as a family, have a walk or do some art.... Something you will all enjoy!

This poster is perhaps a useful reminder to our children and to adults too!

Friday- apply and use the 'ng' digraph:

Can you use the 'ng' digraph to read and write words? The next challenge is to write captions using tricky words!

'The king and the ring.'

Read and roll 'ng'

The school subscribes to 'Phonics Play' and the children are familiar with this website. It is great for practicing phase 2/3 sounds and learning the tricky words.

- Login to 'PhonicsPlay' using the school login
Username- excellent
Password - excellent

Tricky words recap:

Watch the 'tricky' word songs:

Phase 2:

<https://www.youtube.com/watch?v=TvMyssfAUx0&list=PLCLKSf1kRDSRP6OCf-lm0wAr2s7Y1Lfko&safe=active>

Phase 3:

<https://www.youtube.com/watch?v=R087lYrRpgY&safe=active>

