



**Cadmore End
School**
Summer Term 2021



Class 2

Newsletter



THIS ISSUE

Reminders..... 1
Curriculum News.....2 & 3
Spellings4 & 5

Snacks and Water Bottle

Please make sure that your child only has fruit or vegetables for their morning snack.



We always have fruit in school so don't worry if you forget.



Children also need to bring in a named water bottle. It is crucial that they stay hydrated throughout the day.



'Drink more, think more!'

Emails

Please could you use the **office email** to contact me now we are back at school. Thank you

Important Days

Mondays– Forest School



Wednesday & Fridays



Homework

Homework will be handed out on Fridays. It can be handed in any day the following week but must be in by Friday.



Reading

Please continue to read with your child everyday.



Record reading activities in your child's reading record each time. Reading records should come back to school each day.

Children can continue to change their reading books each day.


Hats and Sun Cream

On sunny days, please apply sun cream before school and provide a sun-hat.






SUMMER TERM CURRICULUM NEWS!



THIS TERM IN CLASS 2....

English

This term in English we will be reading and exploring fantastic versions of Hansel and Gretel and Rapunzel. We will then retell or write a new version of a fairy tale of our own choice. We will then use the wonderful Sand Horse by Michael Foreman. We will learn the story, retell it, use role play and then create our own versions.



We will then move on to letters. We will be practicing writing statements and asking questions to compose our own letters. After half term we will be using information books about minibests to identify features of information texts. We will look at sentence punctuation and structure to write some information about our favourite minibeast. We will end the year with a unit on poetry, exploring the use of rhyme, adjectives and expanded noun phrases.

Maths


We will start with a unit on place value and fractions. We will then have another look at addition and subtraction, multiplication and division. Towards the end of the term we also be learning about positional language, time and money. As well as shape and data handling.

Science

We will start with learning about how the seasons change from winter, spring to summer. We will learn how to observe and describe the weather associated with these seasons. After half term we will move on to learning about different scientists and inventors.

PE

In PE we will be doing some seasonal dancing and throwing and catching skills.



PHSE

This term's focus is about diverse Britain. We will be identifying that we belong to various groups and communities and thinking how we can contribute positively, be a good neighbour and also look after the environment.



RE

We will start by thinking about 'Religions and Rituals' associated with prayer for Muslims, worship for Hindus and Holy Communion for Christians.


Geography

We will be learning about seaside environments; finding out where they are located in the United Kingdom and seaside resorts. We will use maps, aerial photographs and webcams. We will learn about the similarities and differences between seaside resorts compared to where we live as well as looking at how resorts have changed over time.



History

This term's topic for history is all about Travel and Transport. We will learn about the development of travel and transport throughout history. Alongside consolidating our understanding of chronology through using timelines and making comparisons between old and new forms of transport. We will focus on the early travel methods of the Vikings, through to the invention of cars, trains and aeroplanes. We will also look at the significant individuals George Stephenson and the Wright brothers.



DT

For this topic we will be learning how to prepare a salad. We will be practising skills such as, peeling, zesting and cutting. We will learn key information about healthy eating and where our food comes from. We will gain some practical ideas about healthy ingredients that can be combined to make interesting and healthy foods.



ART

In art this term we are learning about the bright colours and bold brushstrokes used by the Impressionists, and other artists, when painting landscapes and cityscapes. We will be introduced to the work of Claude Monet, Vincent van Gogh, and Jean Metzinger. We will think about the similarities and differences between the work of the different artists, looking at the colours, painting styles, settings, and times of day. We will be painting, drawing, and making mosaic art inspired by these three artists.



Lastly....

Thank you for taking the time to read this. Your continued support is hugely appreciated as always. I will continue to keep the school webpage updated with activities, information and photographs of what we are doing in school so you can continue to support your child's learning at home.

Mrs Bernard



Spellings

Spelling homework books will continue to be sent home on Friday. The activities for the spelling words are really important for helping children to remember the spellings and to use them in their everyday writing.

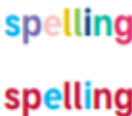

There are some extra activities for helping your child learn their spellings here as well as the spelling list for each week this term.



Week 1 The vowel digraphs 'ow' and 'ou'	Week 2 Words ending with the sound /ee/ spelt with 'y'	Week 3 The vowel digraph 'or' and the vowel trigraph 'ore'	Week 4 The vowel digraphs 'aw' and 'au'	Week 5 The vowel trigraphs 'air' and 'are'	Week 6 The vowel trigraph 'ear'
now	very	for	saw	air	dear
how	happy	short	draw	fair	hear
brown	funny	born	yawn	pair	beard
down	party	horse	crawl	hair	near
town	family	morning	claw	chair	year
out	dizzy	more	author	bare	clear
about	smelly	score	August	dare	fear
mouth	silly	before	dinosaur	care	bear
sound	jolly	wore	astronaut	share	wear
you*	sunny	shore	your*	scared	pear

Strategies for Learning Spellings



Create with Colour Write your words with each letter in a different colour, or write them with all the vowels in blue and all the consonants in red. 	Capital Idea Write your words three times, each in capital letters. <p>SPELLING SPELLING SPELLING</p>	Learn Your ABC Write your words in alphabetical order, then rewrite them in order of the second letter, third letter and so on. <p>my words spelling spelling words my</p>
Take a Test Ask someone at home to test you by reading each word as you write it down. To make it more of a challenge, set a time limit, for example 20 seconds per word. <ol style="list-style-type: none"> 1. my 2. spelling 3. words 	Picture This Include each of your words in a funny picture that makes you think of the word. 	Build a Sentence Write each of your words in a sentence. See if you can build your sentences into a story. <p>One day a huge spelling monster came to my town and ate all the words!</p>



Week 1 New consonant spelling 'ph' and 'wh'	Week 2 Adding the prefix -un without any change to the spelling of the root word	Week 3 Adding s and es to words	Week 4 Compound words	Week 5 Read words with contractions (Word reading - English)	Week 6 Common Exception Words
dolphin	unhappy	cats	football	I'm	of*
alphabet	undo*	dogs	playground	I'll	said*
phonics	unload	spends	farmyard	we'll	was*
elephant	unfair	rocks	bedroom	she'll	has*
when	unlock	school*s	blackberry	you'll	come*
where*	unwrap	friend*s	lighthouse*	they'll	one*
which	unzip	thanks	some*times	we're	once*
wheel	untidy	catches	bathroom	you're	ask*
while	unwell	push*es	classroom	he's	your*
white	unkind	fetches	teatime	they're	is*

