



### Cadmore End CofE School Vision

To be the Nursery and Primary school of choice; providing a happy, safe and high-quality education.

We will apply our Christian and British values, complemented by our small-school benefits; balancing each child's educational, pastoral and emotional needs delivering an exceptional, personalised journey, enabling them to flourish in our family, our community and in the future.

# Class 3 Meet the Teacher 2021



A small school with a 'can do' attitude.




From small beginnings come great things.  
The parable of The Mustard Seed. Matthew 13:31-32





Miss Butler  
Class Teacher



Miss Adil  
Teaching Assistant



Mrs Groom  
Teaching on Wednesdays




*\*Please Note\* A copy of this afternoons presentation will be uploaded to the NEW Class 3 2021-2022 Page of the school website this evening.*



# Reading

In Class 3 children will continue to change their reading books throughout the week as usual.

'Good Readers become Good Writers!'



**Thursdays:** Library Books due in.

**Fridays:** New Library Books are taken home.

We will read with the children weekly to check their progress and record this in the yellow reading record which must be in school daily.

In addition, the children will have weekly guided reading sessions in small groups as well as whole class reading sessions where we will explore a rich variety of texts and genres of books over the course of the year.

A copy of this will be sent home tomorrow afternoon.



## Supporting Readers at Home



Open University research suggests there are three important ways to support readers and a love of reading.




Reading aloud to your children shows them reading is a pleasure, not a chore. Older children can read to younger ones too.



Making time to read alongside one another helps develop children's reading stamina and interest. Let them choose what to read and relax together.



Book Chats encourage readers. Invite them to make connections and share their views. Join in with your thoughts too!



Children who read, and are supported as readers, develop strong reading skills and do better at school.

For more ideas see the OU website:  
<https://www.researchrichpedagogies.org>





1

14



*A copy of this will be sent home tomorrow afternoon.*

WE'RE GOING ON A...  
SUMMER READING  
adventure

**WHERE WILL READING TAKE YOU?**

- 
- 19** Listen to an audiobook.
1. Listen to a message using only your ears.
  2. Listen to a message using only your eyes.
  3. Listen to a message using only your nose.
  4. Listen to a message using only your tongue.
  5. Listen to a message using only your feet.
  6. Listen to a message using only your hands.
  7. Listen to a message using only your back.
  8. Listen to a message using only your head.
  9. Listen to a message using only your arms.
  10. Listen to a message using only your legs.
  11. Listen to a message using only your torso.
  12. Listen to a message using only your neck.
  13. Listen to a message using only your face.
  14. Listen to a message using only your mouth.
  15. Listen to a message using only your teeth.
  16. Listen to a message using only your lips.
  17. Listen to a message using only your throat.
  18. Listen to a message using only your vocal cords.
  19. Listen to a message using only your lungs.

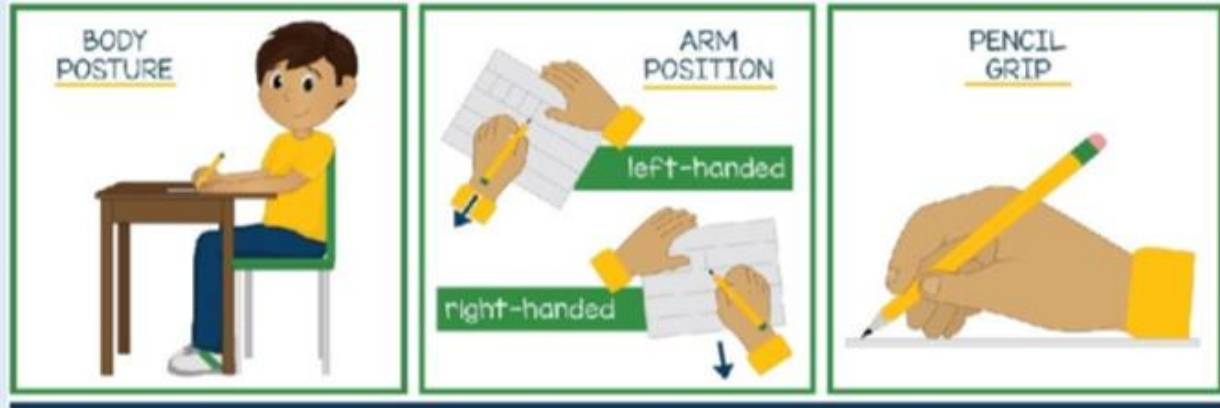
# Writing

In Class 3, we will be developing the children's stamina for writing... you could support this at home over the Summer by encouraging your child/ren to write daily. This could take the form of a Summer Daily Diary, a book of short stories, postcards or letters to family and friends or simply lists and notes around the house.

**Start writing,  
no matter what.  
The water does  
not flow until  
the faucet is  
turned on.**

- Louis L'Amour

## CHECK YOUR CHILD'S HANDWRITING POSITION



We will be encouraging all children to join their letters using a Continuous Cursive Handwriting Script...

### Continuous Cursive Handwriting

Aa Bb Cc Dd Ee Ff Gg Hh Ii Jj  
Kk Ll Mm Nn Oo Pp Qq Rr Ss Tt  
Uu Vv Ww Xx Yy Zz

*The difference  
between  
ORDINARY AND  
EXTRAORDINARY  
is that little  
extra.*  
- Jimmy Johnson





## Friday: Spellings tested and new spellings given out.

By the time children enter into Key Stage 2 (Year 3) they should know how to **read** and write all of the Year 1 and Year 2 Common Exception Words. These are the most commonly found words the children will need to know as they learn how to read.

By the end of Year 4, the children should build on their spelling and phonic knowledge to learn new spelling patterns as well as the next 100 words.


In Class 3, we will focus on a group of these spellings each week. These will be sent home on a Friday to learn and will be tested on the following Friday.

*\*Copies of the Year 1 and 2 Common Exception Words and the Year 3 and 4 spelling sheets are available to download/print from the English section of the School Website.\**

### Spelling word list for Year 3 and Year 4

100 words that children in England are expected to be able to spell by the end of Year 4 (age 9). How many can you spell?

accident(ally)	disappear	interest	pressure
actual(ly)	early	island	probably
address	earth	knowledge	promise
answer	eight/eighth	learn	purpose
appear	enough	length	quarter
arrive	exercise	library	question
believe	experience	material	recent
bicycle	experiment	medicine	regular
breath	extreme	mention	reign
breathe	famous	minute	remember
build	favourite	natural	sentence
busy/business	February	naughty	separate
calendar	forward(s)	notice	special
caught	fruit	occasion(ally)	straight
centre	grammar	often	strange
century	group	opposite	strength
certain	guard	ordinary	suppose
circle	guide	particular	surprise
complete	heard	peculiar	therefore
consider	heart	perhaps	though/although
continue	height	popular	thought
decide	history	position	through
describe	imagine	possess(ion)	various
different	increase	possible	weight
difficult	important	potatoes	woman/women



Each year, your child/ren revisit and build on their existing maths skills through familiar maths topics like, Addition and Subtraction, Multiplication and Division, Fractions, Shape Space and Measure and lots more.

In our mixed Year Group classes we cover these on a two-year rolling curriculum to ensure that the children **do not** repeat the same lessons two years in a row.

We differentiate our lessons to meet the needs of all the children in the class. You may hear the terms 'Salt and Pepper.'

Salt: Year 3 Objective

Pepper: Year 4 Objective



### Multiplication tables check

Helping schools ensure that all children know their times tables by the end of primary school.



**Year 3:** Children should be fluent in the 2, 3, 4, 5, 8, 10 times tables.

**Year 4:** Children should know all their times tables up to 12x.







OTHER  
BITS  
&  
BOBS



In Class 3, the children will continue to have their weekly Forest School session.

Class 3's Forest School session will be on a **Wednesday** afternoon.

Please make sure their kit is in school at all times.



Homework and New Spellings will be given out on a Friday. These are due back in on the following Wednesday.

The children will have two regular PE sessions each week.

Please make sure they have their PE kit in school at all times. - PE kits will be sent home each half term to be washed and returned.





Timings of the school day will remain the same:

**8:45am - 3:15pm**

From 8:45-9am we will have a 'Soft Start' during which the children will have time to get themselves ready for the day ahead and complete their 'Morning Jobs.'



### Uniform

Please see the latest email communication from Mrs Groom regarding uniform expectations for September.



Please ensure your child has a named water bottle in school each day. You may wish to send them in with a healthy snack for break time if you wish.



### School equipment

Please could we ask KS2 children (years 3-6) to bring in their own stationery in a sensibly-sized pencil case. Just a reminder of what is needed in a pencil case:

- Two good quality HB pencils (without rubbers on the end)
- A blue fine liner pen for outlining learning (if your child has a pen licence)
- A good quality glue stick
- A selection of coloured pencils. No gel pens or anything 'smelly'!
- A small simple metal sharpener

Please ensure that pencil cases and contents are labelled, so that it is clear who it belongs to and any misunderstandings can be avoided.

