

**Learning Project Traditional Tales: Week 1- Monday 11th January**  
**'The Gingerbread Man'**

**Age Range: EYFS**

**Story Time with the Early Years Team**

Make sure you continue to check the Class One Page of the school website for a daily story read by a member of the Early Years Team.

**Purple Mash**

Purple Mash/Mini Mash. - Weekly tasks will be set in line with our theme of the week. Please remember to save any Mini Mash activities in your child's virtual 'tray' so we can provide feedback.

**Weekly Zoom Meeting:**

Our Zoom meeting will take place at **2pm on Friday 15<sup>th</sup> January** with Mrs Croft and Miss Butler.

Join Zoom Meeting

<https://us04web.zoom.us/j/73418506876?pwd=MWFuQjFhMTh0d2xUc69HcUZucnQzZz09>

Meeting ID: 734 1850 6876

Passcode: Class 1

**Weekly Maths Tasks (Aim to do 1 per day)**

Please use Oak Academy Maths lessons this week by following the link. The focus this week is on Calendar and Time:

<https://classroom.thenational.academy/units/calendar-and-time-3ff3>

*There are 5 lessons in this unit to work through. The children will be recapping the seasons, days of the week, sequencing and beginning to use ordinal language.*

**Other additional activities:**

- Give the children a number between 0-10 or 0-20. Can your child tell you what one more or one less than the number would be?
- Send the children on a number hunt around the house. How many numbers can they find? Can they find numbers on the clock, TV remote, tablet screen, dishwasher or washing machine?
- How long does it take me to... can they count how many seconds it takes you to walk up the stair, write an email, cook the dinner, get a snack...

**Weekly English Tasks Linked to the story (Aim to do 1 per day)**

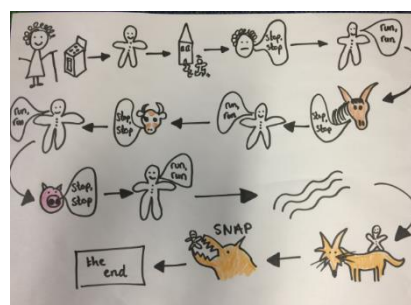
Grab a teddy as a 'Teddy Talk Partner' and login to Oak National Academy to hear the story of The Gingerbread Man. Lesson 1:

<https://classroom.thenational.academy/units/the-gingerbread-man-22>

Listen to the story again and map out the key events. Lesson 2:

<https://classroom.thenational.academy/units/the-gingerbread-man-2250>

Can you make a map of the story using pictures and perhaps some simple words? Then, can you re-tell the story to your teddies or perhaps a family member over FaceTime?



Are you ready to step and speak the story? Lesson 3:

<https://classroom.thenational.academy/units/the-gingerbread-man-2250>






Lets explore description through role play... Lesson 5:

<https://classroom.thenational.academy/units/the-gingerbread-man-2250>

Have a go at drawing and labelling characters. Lesson 6:

<https://classroom.thenational.academy/units/the-gingerbread-man-2250>



Weekly Phonics Tasks (Aim to do 1 per day)	Additional ideas:
<p>We are continuing with our Phase 3 phonics journey. There are lots of 'tricky words' that they will need to learn to aid their reading during Phase 3. These words are 'tricky' because they are not able to be sound these words out phonetically.</p> <p>Tricky words for this week: <b>he</b>, <b>she</b> and <b>we</b>.</p> <p><i>The best way to learn these words is to display them everywhere possible... on the fridge, on or next to the stairs, in the bathroom, above the television. - Wherever you can.</i></p> <p><u>You could try some of these active games:</u></p> <p><b>The floor is Lava.</b> - Write the tricky words on pieces of paper and scatter around the floor. Children have to jump to a different tricky word saying the word as they jump.</p> <p><b>Catch the balloon.</b> - Write the tricky words on any spare balloons you may have in the cupboard. Bat them up in the air for the children to catch in a saucepan or sieve. Say the word as they catch it.</p>  <p><b>Firefighter patrol</b> - Write the tricky words on the pavement/shed/side of your house using chalk. Children to say the word and then squirt off using the hose.</p> <p>The school subscribes to 'Phonics Play' and the children are familiar with this website. It is great for practicing phase 2/3 sounds and learning the tricky words.</p> <ul style="list-style-type: none"> <li>Login to 'PhonicsPlay' using the school login Username- <b>excellent</b> Password - <b>excellent</b></li> </ul> <p><b>Watch the 'tricky' word songs:</b> <u>Phase 2:</u> <a href="https://www.youtube.com/watch?v=TvMyssfAUxO&amp;list=PLCLKSf1kRDSRP6OCf-lmOwAr2s7Y1Lfko&amp;safe=active">https://www.youtube.com/watch?v=TvMyssfAUxO&amp;list=PLCLKSf1kRDSRP6OCf-lmOwAr2s7Y1Lfko&amp;safe=active</a> <u>Phase 3:</u> <a href="https://www.youtube.com/watch?v=R087IYrRpgY&amp;safe=active">https://www.youtube.com/watch?v=R087IYrRpgY&amp;safe=active</a></p>	<p><b>Cooking:</b> You could have a go at following a recipe to make your own Gingerbread people. <a href="#">Gingerbread people recipe - BBC Good Food</a></p> <p><b>Keep in touch...</b> call or FaceTime family members and ask them if they know the story of the Gingerbread Man. Can they tell the version they are familiar with or can you tell them the story?</p>  <p><b>Get creative...</b> Paint, colour or make your own Gingerbread people.</p>  <p>Fingerprint Gingerbread Men</p>   <p><b>Physical Activities:</b></p> <p><b>Let's Move</b></p> <ul style="list-style-type: none"> <li>Watch and take part in some fun and rather crazy exercise videos with Go Noodle: <a href="https://family.gonoodle.com/channels/koo-koo-kanga-roo">https://family.gonoodle.com/channels/koo-koo-kanga-roo</a></li> <li>Join in with BBC's Super Movers: <a href="https://www.bbc.co.uk/teach/supermovers/just-for-fun-collection/z7tymfr">https://www.bbc.co.uk/teach/supermovers/just-for-fun-collection/z7tymfr</a></li> </ul> <p><b>Meditation</b></p> <ul style="list-style-type: none"> <li>Relax and meditate with Cosmic Kids: <a href="https://www.cosmickids.com/category/watch/">https://www.cosmickids.com/category/watch/</a></li> </ul>